

It is the retailers responsibility to ensure the machine is correctly commissioned for use and that the purchase is registered to obtain the 3 year warranty policy. This form should be completed by an authorised representative (with the purchaser) and returned to the **address below**.

Trimax Mowing Systems NZ Ltd PO Box 2150 Tauranga 3140 <b>NZ</b>	Trimax Mowing Systems Australia Ltd 80 Agar Drive, Truganina, VIC 3029 <b>AU</b>	Trimax Mowing Systems Ltd 40 Lower Farm Road, Moulton Park, Northampton, NN3 6XF <b>UK</b>	Trimax Mowing Systems Inc. 310 Etowah Trace, Fayetteville, GA 30214 <b>USA</b>
---	---	---	---






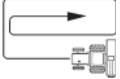


*Press firmly - you are making copies*

Model Name \_\_\_\_\_

**Commissioning**

**Serial Number**

*Please tick boxes to indicate completed*

	<b>OPERATORS MANUAL</b> Check that the operator's manual has been supplied. Emphasis the importance of reading the manual. Note: If the operator or owner is not familiar with English, translation or other instruction may be necessary.	<input type="checkbox"/>
	<b>FINAL ASSEMBLY</b> Critical fasteners checked with spanner. Visual check of all others. Regular checks of fasteners tightness are an important part of maintenance.	<input type="checkbox"/>
	<b>LUBRICATION</b> Add lubricants and/or check lubricant level in all gear/chain transmission boxes. Grace all bearings including PTO shaft sliding members	<input type="checkbox"/>
	<b>IMPLEMENT, DRIVESHAFT, TRACTOR COMPATIBILITY</b> Check implement or driveshaft does not foul anywhere in operation. Check drive shaft length is neither too short or too long.	<input type="checkbox"/>
	<b>ADJUSTMENTS</b> Check clutch (if fitted) is correctly set and V belts correctly tensioned. Note: Further adjustments will be required after a short period of work. Familiarise operator with, how to safely make all adjustments required for correct operation.	<input type="checkbox"/>
	<b>OPERATION</b> Give instruction on operating procedures and techniques.	<input type="checkbox"/>
	<b>DANGEROUS ELEMENTS OF THE EQUIPMENT</b> Give instruction on equipment dangers plus safe operation and maintenance. Note: Pay particular attention to rotating blades, the possibility of fast-moving ejected debris and power transmission shafting. Check all guards are securely fitted and warning decals are affixed and legible.	<input type="checkbox"/>
	<b>MAINTENANCE</b> Explain to the operator the maintenance requirements and the importance of following the maintenance schedule.	<input type="checkbox"/>
<b>This machine has been correctly commissioned</b>		
Dealers Stamp _____	Purchaser Signature _____	
	Dated _____	

**Warranty Registration Purchaser Details (print firmly please)**

Purchasing Business Name _____	Address _____
Purchaser Name _____	_____
Position _____	_____
Phone Number _____	Email _____

*In order for Trimax to communicate marketing information such as product launches, open events and special offers, we require your consent to use your personal information. Please note that your information will not be shared outside of the Trimax dealer network and that you can withdraw your consent at any time.*

*By signing below you agree to Trimax contacting you for the reasons mentioned above.*

Signature .....

Date .....

The warranty is for a period of **12 months** for all mechanical components of the mower body, drive, cutting and transport systems including gearboxes, spindles and PTO shafts.

**It's easy to upgrade your warranty term for free!**

Ensure the top yellow copy is returned to:

**TRIMAX MOWING SYSTEMS**

or upload a copy of this form on-line at

**[WWW.TRIMAXMOWERS.COM/WARRANTY](http://WWW.TRIMAXMOWERS.COM/WARRANTY)**

**[WWW.TRIMAXMOWERS.CO.UK/WARRANTY](http://WWW.TRIMAXMOWERS.CO.UK/WARRANTY)**

**[WWW.TRIMAXMOWERS.CO.NZ/WARRANTY](http://WWW.TRIMAXMOWERS.CO.NZ/WARRANTY)**

**[WWW.TRIMAXMOWERS.COM.AU/WARRANTY](http://WWW.TRIMAXMOWERS.COM.AU/WARRANTY)**

to secure a **three year warranty!**



Warranty is subject to the  
**Trimax Mowing Systems Warranty Policy document.**  
You can obtain a copy online or contact us direct.